 (313) 335-1788

 www.switchweld.com


MFP

AUTOMATION
ENGINEERING

NAVIGATOR

Your guide to cobot welding.




 SCAN ME

SwitchWeld Navigator Welding System

Product Overview

NAVIGATOR


Use your welding
power supply!



Simplify automated welding Using just **one system.**

The SwitchWeld Navigator™ is a turn-key cobot-based metal working solution designed for users with minimal cobot welding experience. It makes the robotic welding process simple, quick, and safe through a unique end effector puck that enables precise robot positioning without using a teach pendant.

The Navigator is universally compatible with all popular welding power sources and leverages an AUBO Collaborative robot for safe operation. The system supports easy swap out for all standard welding attachments, allowing you to use your existing welding tools and workflow making it the ultimate all-in-one solution to start automating your welding process painlessly.



Enterprise Ready.



All-in-one

We've included all the hardware and custom software you'll need to get your welding tools, power supply, and cobot communicating right out of the box. The SwitchWeld software is specifically designed for AUBO Cobot so you can get started with cobot-based metal working without the headache of additional third-party plugins, and unreliable software integrations.



Versatile

The SwitchWeld Navigator™ works universally with your existing welding tools and most popular welding power sources. Thanks to the included hardware and software, with SwitchWeld, you can use your existing welding tools and power sources, save on costs associated with proprietary welding hardware systems, and always have the freedom to choose.



Easy to Use

We designed the Navigator™ to be a hands-on user experience. Operators do not need previous cobot, welding, or complex programming experience. Simply use the point, arc, orient, and free drive buttons on the end effector puck to quickly program the cobot's trajectory by hand. The joystick enables high-precision adjustments for the welding tool so you can ditch jogging joints without losing control over your welding process.



Portable

The SwitchWeld cobot welding system is designed to be portable, allowing your team to adopt a flexible workflow. The entire system can be redeployed to new job sites by hand. Our included robotic welding base enables your team to mount different surfaces quickly and effortlessly, even in horizontal orientation. SwitchWeld enables your team to bring the power of cobot welding anywhere on the shop floor.



SwitchWeld Navigator Puck Simplifies Operation

It only takes three buttons to program an entire welding project with the SwitchWeld Navigator puck, and we've engineered the process to be hands-on, making it perfect for welders and operators with no training or cobot experience. Just drag the cobot using the free-drive system, record your welding points with the buttons on the face of the puck, and start welding.



Joystick for Precision Torch Tip Adjustment

Most cobot welding systems require jogging and extensive programming. Not ours. We've included an intuitive joystick for precise movement in 6 degrees of freedom, allowing the operator to quickly translate or rotate the cobot and welding tool without touching the teach pendant or jogging points. The Joystick enables accurate torch tip adjustments for more precise welds.



Simple and Friendly User Interface

The SwitchWeld UI was designed in a way that is intuitive and simple for anyone to understand – regardless of robotic experience or training. We've specifically designed this software with welding professionals and welding projects in mind. Putting everything you need to fine-tune your robotic welding settings at your fingertips, and minimizing software interaction.

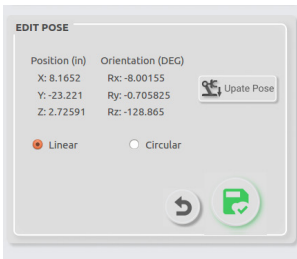


Easy Setup Plugin Box

The brains of the operation. We've taken the headache out of setup: no complex wiring diagrams, no software loopholes, and no third-party add-ons or hardware. The plugin box enables communication between the AUBO Cobot and your desired welding equipment. The plugin box is universally compatible with any welding power supply through adapters.

The Power of Welding At Your Fingertips.

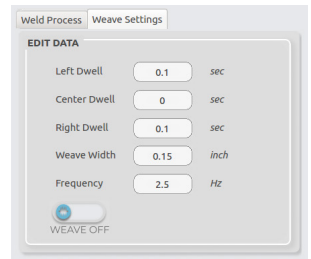
Easily Edit and Reposition Points



Configure Tool and Cobot Settings Quickly



Create or Adjust Weave Options



The SwitchWeld User Interface (UI) was designed in a way that is intuitive and simple for anyone to understand – regardless of robotic experience or training. We've specifically designed this software with welding professionals and welding projects in mind by placing everything you need to fine-tune your cobot welding settings at your fingertips and minimizing software interaction.

The SwitchWeld UI was designed for welding applications from the ground up. Welding professionals will feel right at home with intuitive control over weld settings they'll need and use most at the job site. Tool adjustments, point editing capabilities, and more are accessible at a glance. We've also implemented quick and easy access to the recommended welding power, tool, and cobot settings you'll need for your welding projects.



Additional system configuration options are available with the purchase of a SwitchWeld Cobot Welding System, selectable options for cobot payload capacities, and example power source options & brands are listed below.

Available AUBO i-Series Cobots

AUBO i5



5kg Payload
625mm Reach
±0.02mm Repeatability

AUBO i10



10kg Payload
1350mm Reach
±0.03mm Repeatability

AUBO i20



20kg Payload
1650mm Reach
±0.1mm Repeatability

Example Welding Power Source Options



Rebel™ EMP 235c
Rebel™ EMP 285c
Warrior™ 400i MV



POWER MIG 256
POWER MIG 360MP
Power Wave® 300C Standard



Millermatic 255 MIG
Millermatic 355
Deltaweld 350 MIGRunner



Power i-MIG 253Dpi
Power i-MIG 353Dpi
POWERMTS 400



TranSteel 2700 C
TranSteel 3000 C Pulse
TPS 270i C PULSE



IronMan 240 MIG Welder

What's Included?



Every SwitchWeld cobot welding bundle comes standard with all you'll need to start welding, including:

- AUBO i-Series Cobot
- AUBO Control Box
- AUBO Teach Pendant
- AUBO Cobot Cables and Adapters
- Welding Torch Mount
- SwitchWeld Navigator Puck & Cable
- SwitchWeld Mounting Tophat
- SwitchWeld 6 Degrees of Freedom Joystick
- SwitchWeld Plugin Box & Labeled Wires
- SwitchWeld Safe Operation Console
- Safe Operation Console Connection Cables
- SwitchWeld Safety Whip Clamps
- SwitchWeld Welding Power Supply Connection Cable & Adapter
- SwitchWeld EZ Mount Base Plate
- SwitchWeld Installation Instructions
- SwitchWeld Software USB Hub & Flash Drive
- WiFi Hub for Software Installer



11701 Metro Airport Center Drive,
Suite 110
Romulus, MI 48174

NAVIGATOR

Your guide to cobot welding.

Your SwitchWeld Distributor

MFP
AUTOMATION
ENGINEERING

4404 Central Parkway
Hudsonville, MI 49426
(616) 538-5700
info@mifp.com

